



Throughput Management System (TMS) Group Option  
**User Manual**

---

The Throughput Management System (TMS) **Group** function is available on the following screens: Nomination Maintenance, Nomination Reconciliation, Confirmation Maintenance, Scheduled Quantity, FDD Contract Balance, and IDD/PNR Contract Balance.

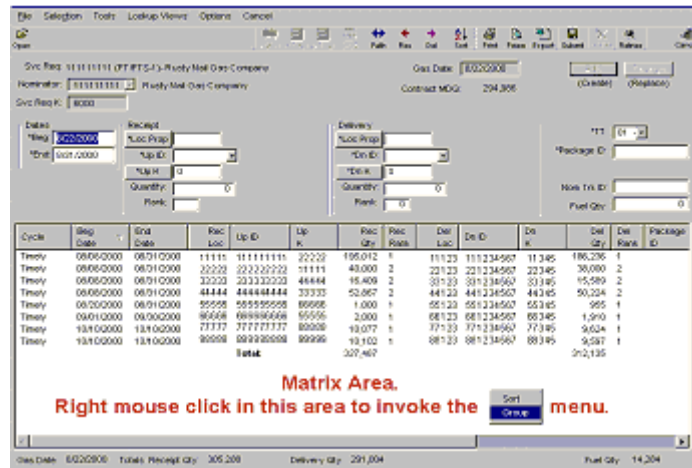
The purpose of the **Group** function is to allow you to group data by one or more column names; for example, **Beg Date** and/or **Rec Loc**. The system then subtotals the data based on your grouping selection. The more column heads you select, the more narrow your grouping. The instructions for using the **group** function are the same for all the screens. Thus, we have used the Nomination Maintenance screen in the instructions below.

1. Open a contract using the desired TMS screen on which you want to group data (Figure 1).
2. Right mouse click in the Matrix area of the screen.



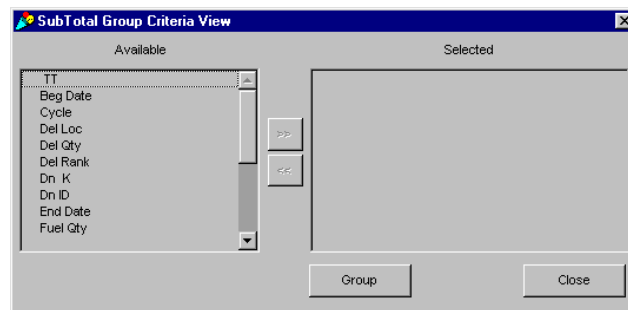
The **Group** menu appears.

3. Drag your cursor over **Group** and left mouse click on it.



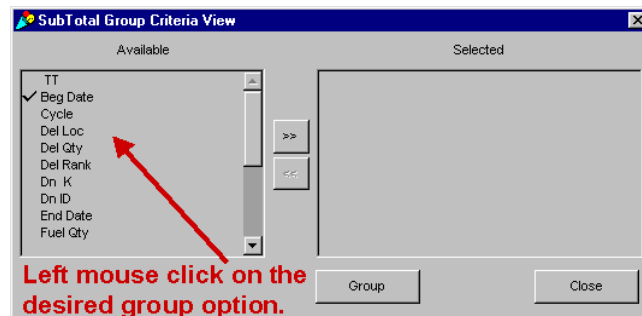
**Figure 1. Nomination Maintenance Screen**

The SubTotal Group Criteria View screen appears (Figure 2).




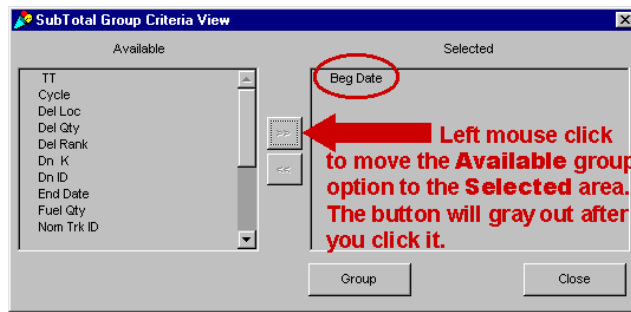
**Figure 2. SubTotal Group Criteria View Screen**

4. Left mouse click on the desired group option in the **Available** area of the screen. For example, *Beg Date*. A check mark will appear to the left of your selection (Figure 3).



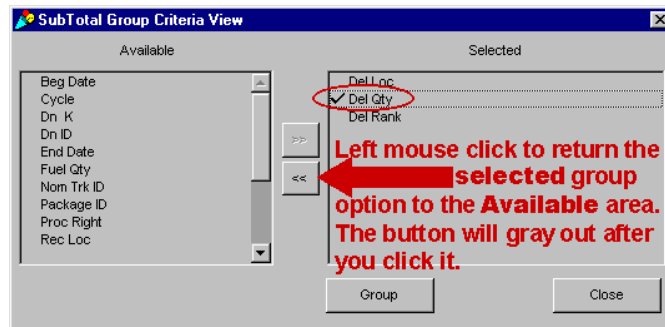
**Figure 3. Select Group Option**

- Left mouse click on . The selected column name will move to the **Selected** area of the screen (Figure 4). Select other column names if desired. Be aware of the order in which you move them from the **Available** area to the **Selected** area. The data will be grouped based on this order.




**Figure 4. Move Option to Selected Area**

- If you change your mind and do not want to group on one of the heading names you have selected, click on it in the **Selected** area. A check mark will appear beside it.



**Figure 5. Return Option to Available Area**

- Click  to return the column name to the **Available** area (Figure 5).

- After selecting all the column names on which you want to group, click



(Figure 4). You are returned to the Nomination Maintenance screen. The data is grouped according to the criteria you selected, and the quantities are subtotaled (Figure 6).

Cycle	Reg Code	Del Code	Del Loc	Del Qty	Del Rank	Dn ID	Del Loc	Del Qty	Del Rank	Package ID
Triests	88882000	88712000	11111	111111111	22222	990112	11123	111234567	11145	100256
Triests	88882000	88712000	22222	222222222	11111	48400	22123	221234567	22145	30300
Triests	88882000	88712000	33333	333333333	44444	16400	33123	331234567	33145	11300
					33203	82807	44123	441234567	44145	80200
					304288					
Triests	88882000	88712000	55555	555555555	88888	1000	55123	551234567	55145	88
					1000					
Triests	88882000	88712000	66666	666666666	99999	2000	66123	661234567	66145	120
					2000					
Triests	88882000	88712000	77777	777777777	88999	4000	77123	771234567	77145	500
Triests	88882000	88712000	88888	888888888	89999	16400	88123	881234567	88145	4300
					28179					1920
					337407					21230

**Figure 6. Subtotal by Group**

Notice how the grouping results differ between Figure 6 where only **Beg Date** was selected for the group and Figure 7 where **Beg Date** was the first selection and **Rec Loc** was the second selection.

Cycle	Beg Date	End Date	Rec Loc	Up ID	Lp K	Rec Qty	Rec Rank	Del Loc	Del Qty	Del Rank	Package ID
Timely	08/08/0000	08/01/0000	11111	1111111111	22222	195.012	1	11123	111234567	11245	196,236 1
				Subtotal		195.012					196,236
Timely	08/08/0000	08/01/0000	22222	2222222222	11111	40.000	2	22123	221234567	22345	38,000 2
				Subtotal		40.000					38,000
Timely	08/08/0000	08/01/0000	33333	3333333333	44444	16,408	2	33123	331234567	33345	15,898 2
				Subtotal		16,408					15,898
Timely	08/08/0000	08/01/0000	44444	4444444444	33333	52,967	2	44123	441234567	44345	50,224 2
				Subtotal		52,967					50,224
Timely	08/08/0000	08/01/0000	55555	5555555555	88888	1,000	1	55123	551234567	55345	955 1
				Subtotal		1,000					955
Timely	08/01/0000	08/08/0000	66666	6666666666	55555	2,000	1	66123	661234567	66345	1,910 1
				Subtotal		2,000					1,910
Timely	10/10/0000	10/10/0000	77777	7777777777	88888	10,077	1	77123	771234567	77345	9,624 1 TEST1
				Subtotal		10,077					9,624
Timely	10/10/0000	10/10/0000	88888	8888888888	99999	10,102	1	88123	881234567	88345	9,597 1 TEST1
				Subtotal		10,102					9,597
				Total		327,467					312,136

Figure 7. Selecting More than One Group

Following are examples of the Confirmation Maintenance, Nomination Reconciliation, and Scheduled Quantity screens that have had data grouped using the **Group** function.

Loc	K Flg	Up/Dn ID	Up/Dn K	Svc Req K	Service Requester Name	Nom Qty	Cont Qty	Sched Qty	RR	End Date
85116	D	157445536	02003651214	26906	AGAVE ENERGY CO.	-12,838	-12,838	08/25/0000		
60749	D	191446109	22010	26906	AGAVE ENERGY CO.	-721	-721	08/25/0000		
160168	D	148127863	73	26906	AGAVE ENERGY CO.	-8,278	-8,278	08/25/0000		
500168	D	361439698	2128	26906	AGAVE ENERGY CO.	-15,000	-15,000	08/25/0000		
500515	D	157445536	VM027	26906	AGAVE ENERGY CO.	0	0	08/25/0000		
500515	D	157445536	FL00011	26906	AGAVE ENERGY CO.	-2,162	-2,162	08/25/0000		
500515	D	157445536	VM027	26906	AGAVE ENERGY CO.	0	0	08/25/0000		
500515	D	157445536	FL00011	26906	AGAVE ENERGY CO.	0	0	08/25/0000		
500523	R	004328568	125391	25980	ENRON ENERGY SERVICES, INC	5,766	5,766	08/25/0000		
500540	D	004328568	9K35	25980	ENRON ENERGY SERVICES, INC	-5,892	-5,892	08/25/0000		
				Subtotal		-39,966	0	-39,966		08/25/0000
500533	R	148269820	122045	26881	DUNE ENERGY TRADING AND M	8,124	8,124	08/31/0000		
500533	R	148269820	122038	26881	DUNE ENERGY TRADING AND M	0	0	08/31/0000		
500534	D	947436323	121721	30249	DUNE ENERGY TRADING AND M	0	0	08/31/0000		
500520	R	111111111	199574	24954	NORTHWEST PIPELINE CORP OR	2,303	2,303	08/31/0000		
500520	R	824659476	150372	24925	WILLIAMS ENERGY MARKETING	15,000	15,000	08/31/0000		
500533	R	111111111	122735	24954	NORTHWEST PIPELINE CORP OR	9,500	9,500	08/31/0000		
500523	R	246947996	100157	27316	SOUTHERN COMPANY ENERGY	10,025	10,025	08/31/0000		
140033	R	246947996	100157	27317	SOUTHERN COMPANY ENERGY	22,821	22,821	08/31/0000		

Figure 8. Confirmation Maintenance Screen Grouped on End Date

Loc	K Flg	Up/Dn ID	Up/Dn K	Svc Req K	Service Requester Name	Nom Qty	Cont Qty	Sched Qty	RR	End Date
1111111	D	111111111	1112222222	30000	ABC GAS CO.	-12,000	-12,000	08/25/0000		
				Subtotal		-12,000	-12,000	08/25/0000		
2222222	D	222111111	3332222222	30000	ABC GAS CO.	-5,000	-5,000	08/25/0000		
				Subtotal		-5,000	-5,000	08/25/0000		
3333333	D	333111111	4442222222	30000	ABC GAS CO.	5,000	5,000	08/25/0000		
				Subtotal		5,000	5,000	08/25/0000		
3333333	D	444111111	5552222222	30000	ABC GAS CO.	750	750	08/25/0000		
				Subtotal		750	750	08/25/0000		
4444444	D	555111111	6662222222	30000	XV2 GAS CO.	-40,000	-40,000	08/25/0000		
				Subtotal		-40,000	-40,000	08/25/0000		
4444444	D	666111111	7772222222	40000	XV2 GAS CO.	-10,000	-10,000	08/25/0000		
				Subtotal		-10,000	-10,000	08/25/0000		
4444444	D	777111111	8882222222	40000	XV2 GAS CO.	4,000	4,000	08/25/0000		
				Subtotal		4,000	4,000	08/25/0000		
4444444	D	888111111	9992222222	40000	XV2 GAS CO.	-8,000	-8,000	08/25/0000		
				Subtotal		-8,000	-8,000	08/25/0000		
5555555	D	999999999	4444777777	77000	GP GAS CO.	5,000	5,000	08/31/0000		
				Subtotal		5,000	5,000	08/31/0000		
6666666	D	999777777	4444446666	88000	GP GAS CO.	8,000	8,000	08/31/0000		
				Subtotal		8,000	8,000	08/31/0000		
7777777	D	999777777	4444445555	50000	NOT GAS CO.	15,000	15,000	08/31/0000		
				Subtotal		15,000	15,000	08/31/0000		
7777777	D	000566666	4444443333	44000	NOT GAS CO.	10,000	10,000	08/31/0000		
				Subtotal		10,000	10,000	08/31/0000		
				Total		-36,258	36,258			

Figure 9. Confirmation Maintenance Screen Grouped on End Date and Location

**Nomination Reconciliation**

File Tools Options Cancel

Top: NORTHERN NATURAL GAS COMPANY (111112222)

Gas Date: 9/23/2000 Cycle: Friday 1 View: NomCont Exceptions

Svc Req ID: 111 ABC XYZ GAS CO Svc Req K: All Contracts Loc: All Locations

Svc Req	Loc	Loc Name	K	Pa	Nom Qty	Up/Dn	Up/Dn	Rec/Del	Nom	Rec/Del	Cont	Sched
K								Net	Qty	Cont	Qty	Qty
111111	30000	ABC CO	D		842	1111111	100000000	0	842	0	842	0
<b>Subtotal:</b>												
222222	40000	ABCCTOP	R		20,000	AAAAA	777777777	0	20,000	0	20,000	0
222222	40001	ABCXYZ	D		45,931	XXXX	777777777	0	45,931	0	45,931	0
222222	40002	ABCINLL	R		16,000	ZZZ	777777777	0	16,000	0	16,000	0
222222	40002	ABCINLL	R		16,000	RRR-RR	777777777	0	16,000	0	16,000	0
<b>Subtotal:</b>												
333333	50000	ABC TRID	R		15,000	12345	100000001	10,000	5,000	0	0	0
222222	50000	ABC TRID	R		25,788	23456	200000002	3,214	22,574	0	0	0
222222	50000	ABC TRID	D		10,000	34567	300000003	10,000	0	0	0	0
333333	50000	ABC TRID	D		10,000	45678	400000004	10,000	0	0	0	0
333333	50000	ABC TRID	D		5,000	56789	500000005	25,000	25,000	0	0	0
222222	50000	ABC TRID	D		5,000	67890	600000006	5,000	0	0	0	0
<b>Subtotal:</b>												
444444	444444	ABCDDO	R		115,700	BROOM	123456789	30,214	77,574	0	25,000	0
444444	444444	GOODE OOO	R		10,000		224567890	0	1,747	3,253	10,000	0
444444	444444	BITS CO	R		52	20000	333344444	0	61	-8	0	0
444444	444444	RRR CO	R		3,296	20000	333344444	0	3,296	0	0	0
444444	444444	MMH CO	R		896	20000	333344444	0	896	-24	0	0
444444	444444	ZZZ COUN	R		1,061	20000	333344444	0	855	206	0	0
444444	444444	ZZZ COUN	R		520	30000	444445555	0	520	0	0	0
<b>Subtotal:</b>												
					229,306			30,214	184,153	3,563	135,005	0

Note: Scheduled Quantities are not final until end of gas day

**Figure 10. Nomination Reconciliation Screen Grouped on Svc Req K**

**Nomination Reconciliation**

File Tools Options Cancel

Top: NORTHERN NATURAL GAS COMPANY (111112222)

Gas Date: 9/23/2000 Cycle: Friday 1 View: NomCont Exceptions

Svc Req ID: 111 ABC XYZ GAS CO Svc Req K: All Contracts Loc: All Locations

Svc Req	Loc	Loc Name	K	Pa	Nom Qty	Up/Dn	Up/Dn	Rec/Del	Nom	Rec/Del	Cont	Sched
K								Net	Qty	Cont	Qty	Qty
111111	30000	ABC CO	D		842	1111111	100000000	0	842	0	842	0
<b>Subtotal:</b>												
222222	40000	ABCCTOP	R		10,000	AAAAA	777777777	0	10,000	0	10,000	0
222222	40001	ABCXYZ	R		16,000	XXXX	777777777	0	16,000	0	16,000	0
<b>Subtotal:</b>												
222222	40002	ABCINLL	R		20,000	ZZZ	777777777	0	20,000	0	20,000	0
<b>Subtotal:</b>												
222222	40002	ABCINLL	R		45,931	RRR-RR	777777777	0	45,931	0	45,931	0
<b>Subtotal:</b>												
333333	50000	ABC TRID	R		15,000	12345	100000001	10,000	5,000	0	0	0
333333	50000	ABC TRID	D		5,000	23456	200000002	0	5,000	0	5,000	0
<b>Subtotal:</b>												
333333	50000	ABC TRID	D		10,000	34567	300000003	10,000	0	0	0	0
333333	50000	ABC TRID	D		10,000	45678	400000004	0	10,000	0	10,000	0
<b>Subtotal:</b>												
333333	50000	ABC TRID	R		25,788	56789	500000005	3,214	22,574	0	0	0
333333	50000	ABC TRID	D		10,000	67890	600000006	25,000	25,000	0	0	0
<b>Subtotal:</b>												
444444	444444	ABCDDO	R		52	BROOM	123456789	0	61	-8	0	0
444444	444444	GOODE OOO	R		896	10000	224567890	0	896	-24	0	0
444444	444444	BITS CO	R		5,000	20000	333344444	0	1,747	3,253	0	0
444444	444444	RRR CO	R		1,061	20000	333344444	0	855	206	0	0
<b>Subtotal:</b>												
					7,019			0	0	3,593	3,426	0

Note: Scheduled Quantities are not final until end of gas day

**Figure 11. Nomination Reconciliation Screen Grouped on Svc Req K and Nom Diff**